



BOHR

DIGITAL
DOOR LOCKS



Biometric



RF card



Mechanical key



USB power input



Touchpad

Features

- Push & pull mechanism for easy operation
- Touch pad opening & closing
- Smart RF card interface
- Intelligent biometric operation
- App control from mobile phone
- Mechanical key & USB power input option in emergency
- Intrusion/Theft alarm
- Integration with different home automation protocols
- Easy configuration through mobile App



Smart IOT Control



Bluetooth



ZigBee



Zwave



Thread



Wifi

Operate your lock with numerous worldwide standard protocols



Models

Handle Operated



HDL - 1A

Access Options

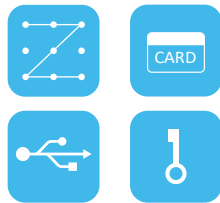


80(W) x 200(H) x 60(D)



HDL - 1AB

Access Options




80(W) x 350(H) x 60(D)



HDL - 1ABP

Access Options



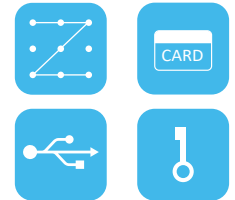
80(W) x 350(H) x 60(D)

Push Pull



PPL - 1AB

Access Options




80(W) x 400(H) x 60(D)



PPL - 1ABP

Access Options



80(W) x 400(H) x 60(D)

* All models are subject to change without any notice.

* All locks work with dead bolt type European standard morties.

BOHR

 www.bohr.ca

✉ For technical manual and further information
please E-mail us at : info@bohrelectric.com